

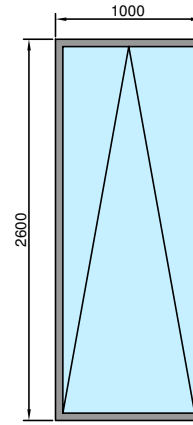


PRIVATE RESIDENCE

Järveküla, Rae parish, Harju County, Estonia

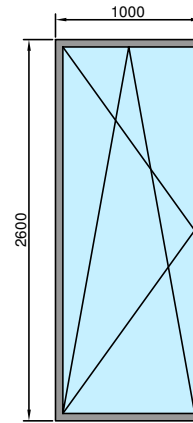
EXTERIOR WINDOWS & DOORS SPECIFICATION

A-01	opening size	1000 x 2600	1 pcs
	profile	aluminium	
	finishing in	RAL 7016	
	finishing out	RAL 7016	
	glass type	glass pack (U<0,8 W/m²K)	
	opening	tilt-openable	
	handle	matt stainless steel.	
	Notes:	Glass - triple glass pack - G: 0,5 windload: C2	




Exterior view

A-02	opening size	1000 x 2600	1 pcs
	profile	aluminium	
	finishing in	RAL 7016	
	finishing out	RAL 7016	
	glass type	glass pack (U<0,8 W/m²K)	
	opening	swivel-tilt-openable	
	handle	matt stainless steel.	
	Notes:	Glass - triple glass pack - G: 0,5 windload: C2	



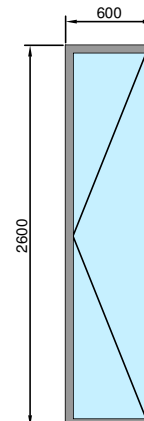
Exterior view

A-03	opening size	1500 x 2600	1 pcs
	profile	aluminium	
	finishing in	RAL 7016	
	finishing out	RAL 7016	
	glass type	glass pack (U<0,8 W/m²K)	
	opening	not-openable	
	handle	matt stainless steel.	
	Notes:	Glass - triple glass pack - G: 0,5 windload: C2	



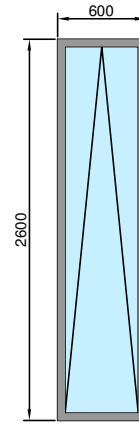
Exterior view

A-04	opening size	600 x 2600	1 pcs
	profile	aluminium	
	finishing in	RAL 7016	
	finishing out	RAL 7016	
	glass type	glass pack (U<0,8 W/m²K)	
	opening	swivel-openable	
	handle	matt stainless steel.	
	Notes:	Glass - triple glass pack - G: 0,5 windload: C2	



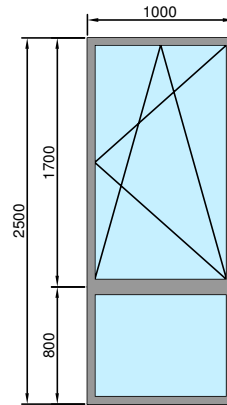
Exterior view

A-05	opening size	600 x 2600	1 pcs
	profile	aluminium	
	finishing in	RAL 7016	
	finishing out	RAL 7016	
	glass type	glass pack (U<0,8 W/m²K)	
	opening	tilt-openable	
	handle	matt stainless steel.	
	Notes:	Glass - triple glass pack - G: 0,5 windload: C2	



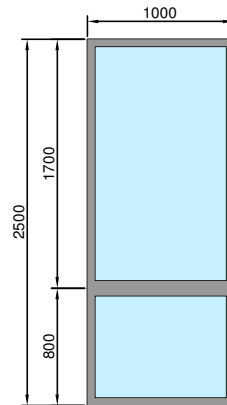
Exterior view

A-06	opening size	1000 x 2500	1 pcs
	profile	aluminium	
	finishing in	RAL 7016	
	finishing out	RAL 7016	
	glass type	glass pack (U<0,8 W/m²K)	
	opening	swivel-tilt-openable	
	handle	matt stainless steel.	
	Notes:	Glass - triple glass pack - G: 0,5 windload: C2	



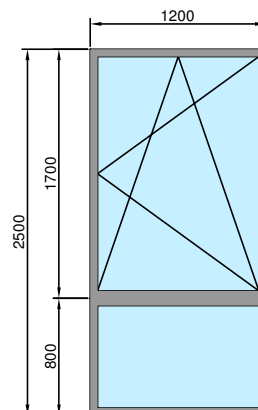
Exterior view

A-07	opening size	1000 x 2500	1 pcs
	profile	aluminium	
	finishing in	RAL 7016	
	finishing out	RAL 7016	
	glass type	glass pack (U<0,8 W/m²K)	
	opening	not-openable	
	handle	matt stainless steel.	
	Notes:	Glass - triple glass pack - G: 0,5 windload: C2	




Exterior view

A-08	opening size	1200 x 2500	4 pcs
	profile	aluminium	
	finishing in	RAL 7016	
	finishing out	RAL 7016	
	glass type	glass pack (U<0,8 W/m²K)	
	opening	swivel-tilt-openable	
	handle	matt stainless steel.	
	Notes:	Glass - triple glass pack - G: 0,5 windload: C2	



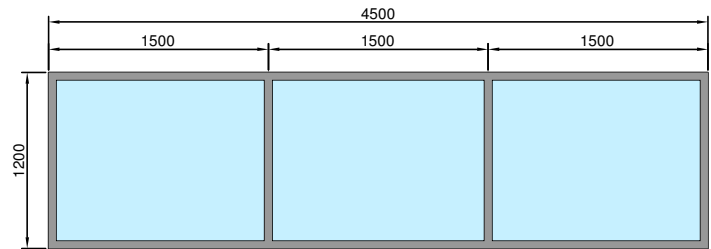
Exterior view

A-09	opening size	1500 x 2500	1 pcs
	profile	aluminium	
	finishing in	RAL 7016	
	finishing out	RAL 7016	
	glass type	glass pack (U<0,8 W/m²K)	
	opening	not-openable	
	handle	matt stainless steel.	
	Notes:	Glass - triple glass pack - G: 0,5 windload: C2	



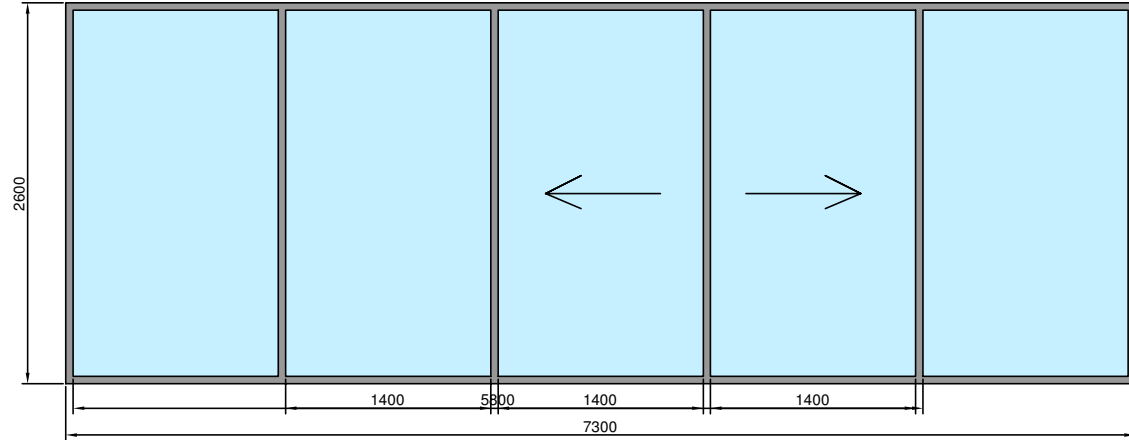
Exterior view

A-10	opening size	4500 x 1200	1 pcs
	profile	aluminium	
	finishing in	RAL 7016	
	finishing out	RAL 7016	
	glass type	glass pack (U<0,8 W/m²K)	
	opening	not-openable	
	handle	matt stainless steel.	
	Notes:	Glass - triple glass pack - G: 0,5 windload: C2	



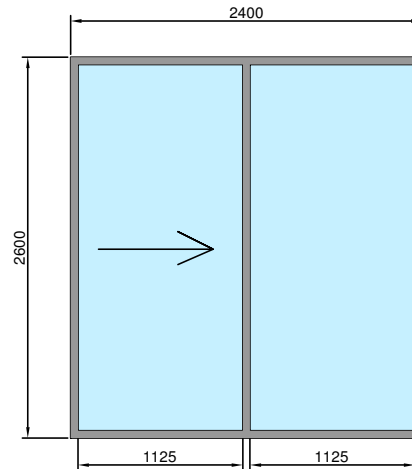
Exterior view

KL-1	opening size	7300 x 2600	1 pcs
	profile	aluminium	
	finishing in	RAL 7016	
	finishing out	RAL 7016	
	glass type	glass pack ($U < 0,8 \text{ W/m}^2\text{K}$)	
	opening	2 part is sliding door	
	handle	matt stainless steel.	
	Notes:	Glass - triple glass pack - G: 0,5 windload: C2	



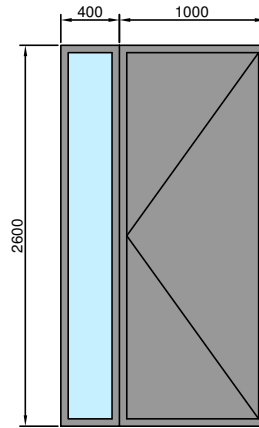
Exterior view

KL-2	opening size	2400 x 2600	1 pcs
	profile	aluminium	
	finishing in	RAL 7016	
	finishing out	RAL 7016	
	glass type	glass pack ($U < 0,8 \text{ W/m}^2\text{K}$)	
	opening	sliding door	
	handle	matt stainless steel.	
	Notes:	Glass - triple glass pack - G: 0,5 windload: C2	



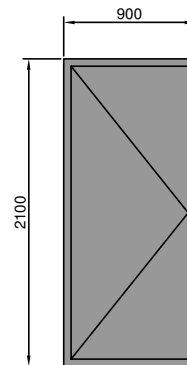
Exterior view

VU1	opening size	1400 x 2600	1 pcs
	profile	aluminium U<0,9 W/m²K)	
	finishing in	RAL 7016	
	finishing out	RAL 7016	
	glass type	glass pack (U<0,8 W/m²K)	
	opening	svivel-openable	
	handle	matt stainless steel.	
	Notes:	Glass - triple glass pack - G: 0,5 windload: C2	



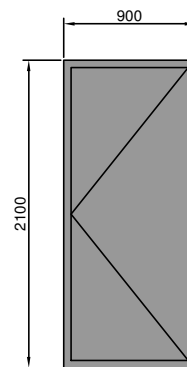
Exterior view

VU2	opening size	900 x 2100	2 pcs
	profile	aluminium U<0,9 W/m²K)	
	finishing in	RAL 7016	
	finishing out	RAL 7016	
	glass type		
	opening	svivel-openable	
	handle	matt stainless steel.	
	Notes:		



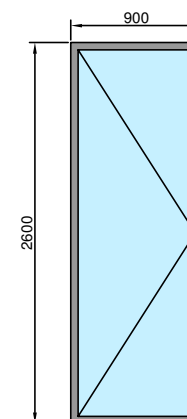
Exterior view

VU3	opening size	900 x 2100	1 pcs
	profile	aluminium U<0,9 W/m²K)	
	finishing in	RAL 7016	
	finishing out	RAL 7016	
	glass type		
	opening	svivel-openable	
	handle	matt stainless steel.	
	Notes:		



Exterior view

VU4	opening size	900 x 2600	1 pcs
	profile	aluminium U<0,9 W/m²K)	
	finishing in	RAL 7016	
	finishing out	RAL 7016	
	glass type	glass pack (U<0,8 W/m²K)	
	opening	svivel-openable	
	handle	matt stainless steel.	
	Notes:		



Exterior view